



WTOC 2011 - Day 2




competition in TrailO, middle distance

Wednesday, August 17, 2011



Class: Paralympic

Name	Club \ Correct answer	Control																				Tc 1-2		Penalty Max time	Result			
		1	2	3	4	5	6	7	8	9	10	11	12	13	14	15	16	17	18	19	20	C	A		Sec	Points	Sec	
1 SAXTORPH Soren	DENMARK	A	A	C	D	B	C	D	B	Z	A	D	Z	Z	C	D	A	C	B	D	Z	C	A	26 26	26		21	26
2 GUNNARSSON Inga	SWEDEN	A	A	B	D	Z	C	D	B	Z	A	D	Z	Z	C	D	A	C	A	D	Z	C	A	20 20	20		20	20
3 LAZINSKIENE Laima	LITHUANIA	A	A	C	D	Z	C	D	B	A	A	D	Z	Z	C	D	A	C	B	D	C	C	A	29 29	29		20	29
4 KOSTOVA Jana	CZECH REPUBLIC	A	A	C	D	Z	C	D	B	A	A	D	Z	Z	C	D	A	C	B	D	C	C	A	53 53	53		20	53
5 JOHANSSON Michael	SWEDEN	A	A	Z	D	B	C	D	B	Z	A	D	Z	Z	C	D	A	C	A	D	Z	C	A	15 14	14.5		19	14.5
6 JANSSON Ola	SWEDEN	A	A	Z	D	B	C	D	B	Z	A	D	Z	Z	Z	D	A	C	B	D	Z	C	A	23 23	23		19	23
7 SHMATOV Pavel	RUSSIA	A	A	C	D	B	C	A	B	Z	A	D	Z	Z	Z	D	A	C	B	D	Z	C	A	30 31	30.5		19	30.5
8 JAKUBOVSKIS Guntis	LATVIA	A	A	C	D	B	C	D	B	A	A	D	Z	Z	C	D	A	C	B	D	C	C	A	33 34	33.5		19	33.5
9 BORISENKOVA Marina	RUSSIA	A	A	C	D	B	C	D	B	Z	A	D	Z	Z	C	D	A	Z	B	Z	Z	C	A	34 34	34		19	34
10 KUCHERENKO Dmitry	RUSSIA	A	A	Z	D	B	C	D	B	Z	A	D	Z	Z	C	D	A	Z	B	D	Z	C	A	38 38	38		19	38
11 ASK Arne	NORWAY	A	A	B	D	Z	Z	D	B	Z	A	D	Z	Z	C	D	A	C	B	D	C	C	A	40 40	40		19	40
12 SEPPA Pekka	FINLAND	A	A	B	D	B	C	D	B	Z	A	D	Z	Z	Z	D	A	C	B	D	Z	C	A	45 45	45		19	45
13 CIZEK Niko	SLOVENIA	A	Z	C	D	B	C	D	B	Z	A	D	Z	Z	Z	D	A	C	B	D	Z	C	A	47 47	47		19	47
14 PINOLA Kari	FINLAND	A	A	C	D	Z	C	D	B	A	A	D	Z	Z	C	D	C	C	B	D	Z	C	D	35 35	35		19	95
15 CROSBY John	GREAT BRITAIN	A	A	C	D	Z	C	D	B	Z	A	D	Z	Z	C	E	A	C	B	D	Z	B	C	61 62	61.5		19	181.5
16 SURKOV Yegor	UKRAINE	A	A	D	D	B	C	D	B	A	A	D	Z	Z	C	D	A	C	B	D	C	C	A	27 27	27		18	27
17 HULKA Bohuslav	CZECH REPUBLIC	A	A	D	D	B	C	D	B	Z	A	D	Z	Z	C	D	A	C	B	D	C	C	A	33 33	33	-1	18	33
18 LAABER Miksa	HUNGARY	Z	A	C	D	A	C	D	B	Z	Z	D	Z	Z	C	D	B	D	B	D	Z	C	A	49 49	49		17	49
19 SIMKOVIC Tadeus	LITHUANIA	A	A	B	D	Z	C	D	B	Z	A	E	Z	A	C	E	B	C	B	D	Z	C	A	55 55	55		17	55
20 KULIKOVA Iryna	UKRAINE	A	A	C	D	B	C	D	B	Z	A	D	Z	Z	Z	E	B	C	B	D	Z	C	B	38 38	38		17	98
21 KARLSSON Rolf	SWEDEN	A	A	Z	D	B	C	D	B	Z	A	D	Z	Z	C	A	D	C	B	D	Z	B	A	40 40	40		17	100
22 OVESEN Knut	NORWAY	A	A	B	D	B	C	C	B	Z	A	D	Z	Z	C	D	A	Z	B	D	Z	B	A	70 70	70		17	130
23 POZNIANSKYI Vladyslav	UKRAINE	Z	Z	C	D	B	Z	D	B	Z	A	D	Z	Z	C	D	A	B	B	D	C	C	A	41 41	41		16	41
24 KIJIMA Hideto	JAPAN	A	Z	C	D	Z	Z	D	B	A	A	D	Z	Z	C	D	Z	C	B	D	C	D	C	46 46	46		15	166
25 MANTYNIEMI Matti	FINLAND	A	Z	C	D	B	C	D	C	A	A	D	Z	Z	C	C	B	C	B	D	C	C	C	39 39	39		14	99
26 PETERSEN Jahn	DENMARK	A	A	C	C	B	Z	D	Z	E	A	E	Z	Z	C	E	B	C	B	D	C	C	A	52 52	52		13	52
27 SULCS Andrejs	LATVIA	Z	A	B	D	A	C	E	B	Z	A	Z	Z	Z	C	E	A	C	B	Z	C	B	A	23 23	23		13	83
28 STRODS Valdis	LATVIA	A	Z	C	C	B	C	D	B	A	A	D	A	A	C	E	A	C	B	Z	Z	A	A	67 67	67		13	127
29 GAVRILOVAS Borisas	LITHUANIA	A	Z		D	Z	C	D	Z	A		D	Z	Z		A	C		D	C	B	A	A	38 38	38		12	98
30 DVORSKY Boris	CZECH REPUBLIC	B	A	C	D	B	C	D	Z	Z	Z	D	B	Z	C	D	A	B	B	B	C	B	C	45 45	45		12	165
31 TOTH Anna	HUNGARY	A	A	C	D	A	B	Z	B	Z	B	D	B	A	Z	E	A	B	B	Z	Z	C	B	31 31	31		11	91
32 TAKAYANAGI Nobuyuki	JAPAN	Z	B	C	B	B	A	Z	C	Z	Z	D	Z	A	C	D	A	C	B	D	C	A	A	51 51	51		11	111
33 LUDWICZAK Agata	POLAND	A	Z	C	Z	A	C	D	B	A	A	D	A	Z	C	D	B	D	A	Z	C	B	C	19 19	19		10	139
34 KLIPFEL Serge	FRANCE	Z	Z	B	C	B	C	D	B	A	B	D	Z	Z	C	D	A	Z	B	B	C	B	B	36 36	36		10	156
35 MORI Nagamitsu	JAPAN	A	B	Z	D	A	C	E	Z	B	A	E	B	Z	C	Z	A	C	A	Z	C	B	A	66 66	66		9	126
36 CAFFERTY Glen L.	UNITED STATES OF AMERICA	Z	A	B	D	B		E	Z		A	D	A	Z	C	A	B	D	B	D		A	B	53 53	53		8	173

37	ROSSI SARION Ghislaine		FRANCE		A	C	C	A	B	E	B	Z	A		A	A	B	D	Z	D	A	B	Z	A	A	⁹⁶ ₉₆	96	-2	6	156
38	IMINOVA Aziza		KYRGYZSTAN	C	C	B	Z	Z	A	E	C	D	D	E	B	Z	A	C	E	B	Z	D	B	D	E	⁴³ ₄₃	43		3	163
39	YEKENEVICZ Catherine A.		UNITED STATES OF AMERICA																										0	120
Programming by Martin Fredholm				No. of correct answers:	29	27	21	31	10	29	29	30	23	31	32	30	33	29	25	26	26	31	29	19	23	27				
				No. of correct answers in %:	78	71	57	82	26	78	76	79	62	84	86	79	87	78	68	68	68	84	76	51	61	71				