

















# WTOC 2011 - Team

Wednesday, August 17, 2011

	Name	Team / Club	Result		Team result	
			Points	Sec	Points	Sec
1	KONTKANEN Lauri	 FINLAND	22	30	62	95.5
	RUSANEN Antti		21	26		
	SEPPA Pekka		19	39.5		
2	WAALER Lars Jakob	 NORWAY	21	13	61	70
	JULLUM Martin		21	23		
	ASK Arne		19	34		
3	GERDTMAN Stig	 SWEDEN	21	24	60	77
	FREDHOLM Martin		20	12		
	JANSSON Ola		19	41		
4	KEWLEY John	 GREAT BRITAIN	20	26	60	205
	DITCHFIELD Ian		20	68		
	CROSBY John		20	111		
5	SAXTORPH Soren	 DENMARK	21	32	59	170
	KROG SCHULZ Maria		20	85		
	VOGELIUS Vibeke		18	53		
6	KIMURA Haruo	 JAPAN	21	70	59	213.5
	YAMAGUCHI Takuya		21	90		
	KIJIMA Hideto		17	53.5		
7	LESTINSKY Tomas	 CZECH REPUBLIC	21	29	58	129.5
	FORST Libor		19	31.5		
	HULKA Bohuslav		18	69		
8	KACIN Emil	 SLOVENIA	21	31.5	57	80.5
	CIZEK Niko		19	36		
	KERESTES Krešo		17	13		
9	BORISENKOVA Marina	 RUSSIA	19	31	56	177.5
	ILYUSHIN Alexander		19	33		
	KUCHERENKO Dmitry		18	113.5		
10	RUKSANE Zita	 LATVIA	20	46	55	177.5
	JAKUBOVSKIS Guntis		18	103.5		
	MANKUS Guntars		17	28		
11	BIRO Fruzsina	 HUNGARY	22	56.5	54	274.5
	KOVALCSIK István		16	99		
	LAABER Miksa		16	119		
12	KYRYCHENKO Vitaliy	 UKRAINE	19	30.5	52	173
	SURKOV Yegor		17	106		
	OPANASENKO Mykola		16	36.5		
13	PEREIRA Nadine	 FRANCE	18	45	42	224.5
	DODIER Rodolphe		17	56		
	ROSSI SARION Ghislaine		7	123.5		
14	CRAWFORD Sharon	 UNITED STATES OF AMERICA	17	114	41	238.5
	EBRIGHT Richard Y.		15	82		
	CAFFERTY Glen L.		9	42.5		
15	ZIELCZYNSKI Piotr	 POLAND	15	50	37	252
	LUDWICZAK Agata		11	87		
	ZIELCZYNSKA Julia		11	115		
16	LAZINSKIENE Laima	 LITHUANIA	19	86	36	162
	SIMKOVIC Tadeus		17	76		
	LIEKMANIS Evaldas		0	0		

Programming by Martin Fredholm